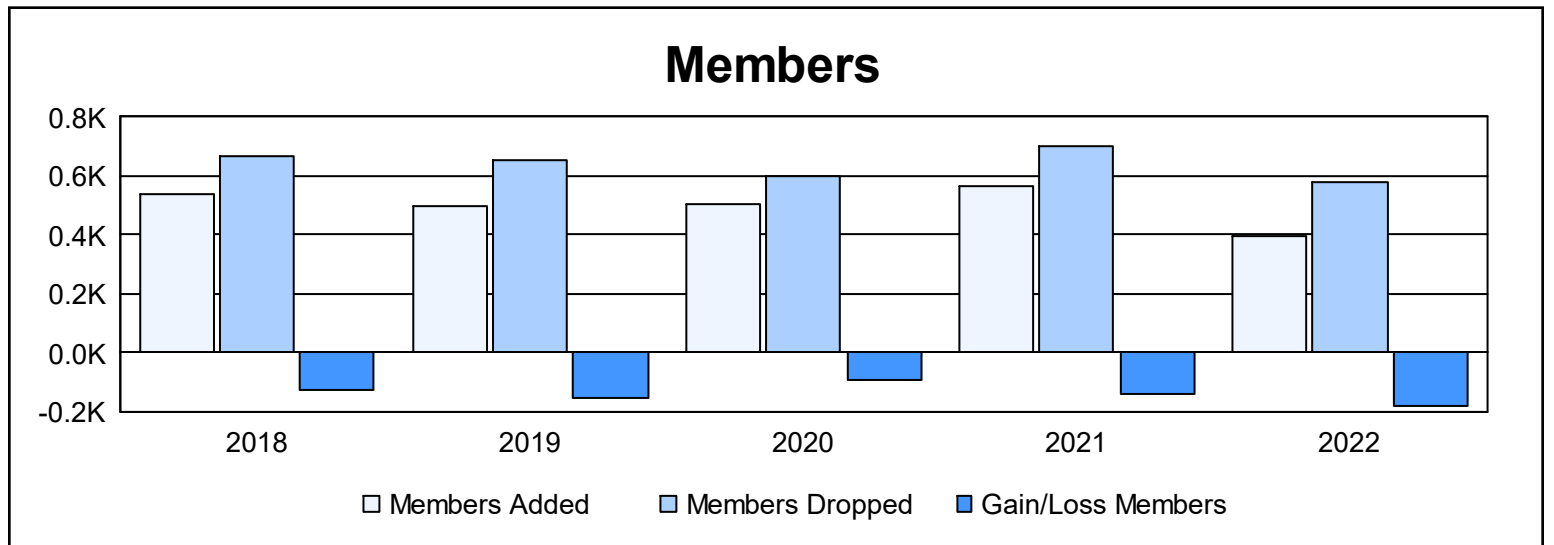
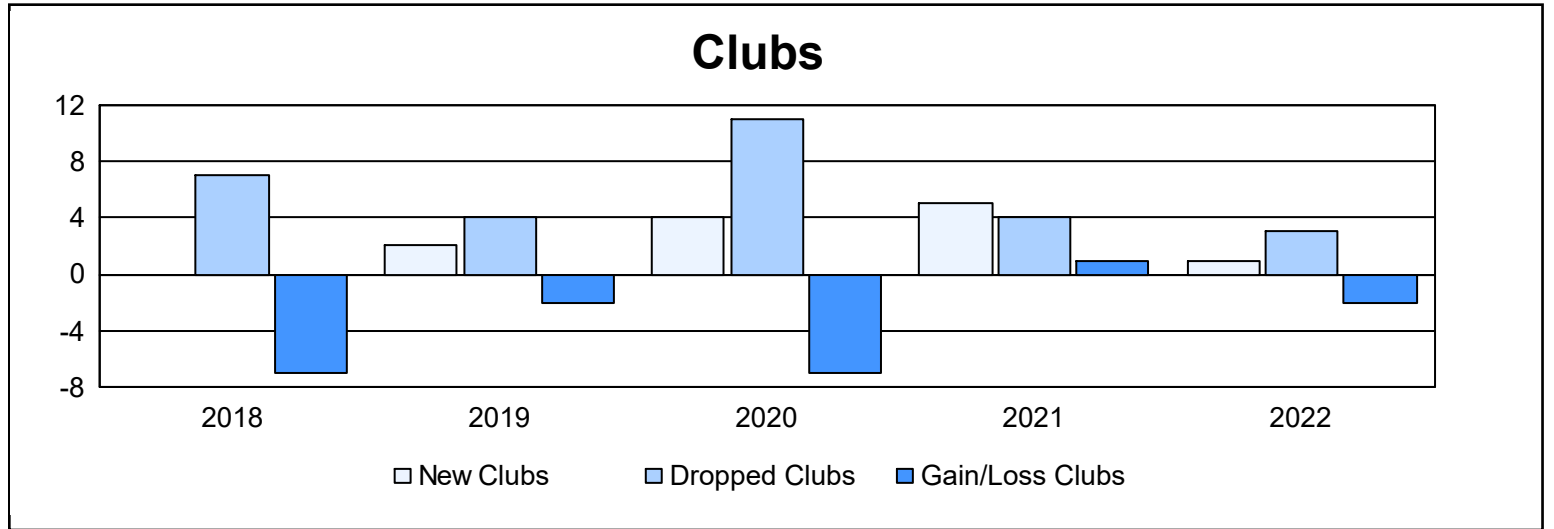
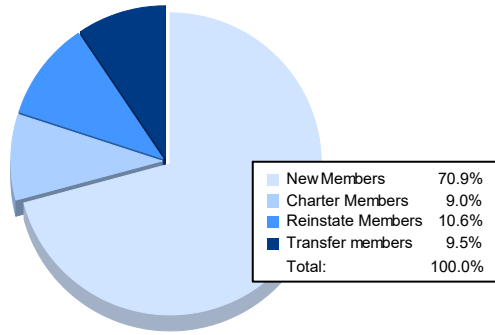


| Year           | New Clubs | Dropped Clubs | Gain/ Loss Clubs | New Members | Charter Members | Reinstate Members | Transfer Members | Total Member Added | Total Members Dropped | Gain/ Loss Members |
|----------------|-----------|---------------|------------------|-------------|-----------------|-------------------|------------------|--------------------|-----------------------|--------------------|
| 2017-2018      | 0         | 7             | -7               | 417         | 16              | 46                | 62               | 541                | 669                   | -128               |
| 2018-2019      | 2         | 4             | -2               | 356         | 47              | 52                | 40               | 495                | 652                   | -157               |
| 2019-2020      | 4         | 11            | -7               | 273         | 153             | 27                | 53               | 506                | 600                   | -94                |
| 2020-2021      | 5         | 4             | 1                | 298         | 180             | 48                | 40               | 566                | 704                   | -138               |
| 2021-2022      | 1         | 3             | -2               | 282         | 36              | 42                | 38               | 398                | 578                   | -180               |
| <b>Average</b> | <b>2</b>  | <b>6</b>      | <b>-3</b>        | <b>325</b>  | <b>86</b>       | <b>43</b>         | <b>47</b>        | <b>501</b>         | <b>641</b>            | <b>-139</b>        |



### Membership Composition June 2022 Cumulative



### Gender Composition June 2022 Cumulative

